

Year 4 Homework Summer Term 2024

This overview gives you some ideas of how to keep on learning at home. I have set you some challenges to complete for all of the subjects we look at in class, or the challenges might revisit prior learning.

Don't forget:

- ♦ A lot of your homework challenges will be revisiting 'sticky knowledge' from topics you have learnt in class. Sticky Knowledge Organisers are available on the school website.
- ♦ Try to complete at least 1 a week. These should be completed in Homework Books.
- ♦ You still need to ensure you are practising your weekly spellings, times tables and reading daily at home.

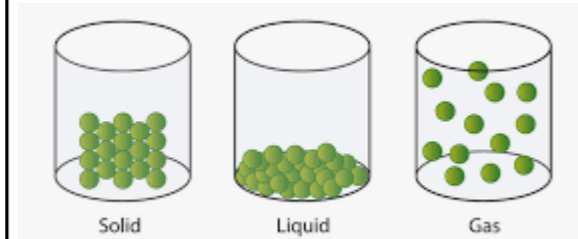
History

Create a timeline of the major events of the Ancient Egyptians. Use the following website (<https://www.historyforkids.net/timeline.html>) and others to help create a timeline with images for each event.



Science

Draw a diagram of a solid, a liquid and a gas.
How are the particles arranged? How do they behave?



English

Please remember to read for at least 20 minutes every day. This will help you to become fluent and understand your reading books better. Five spellings will also be written in your logbooks. Please practise these at home.

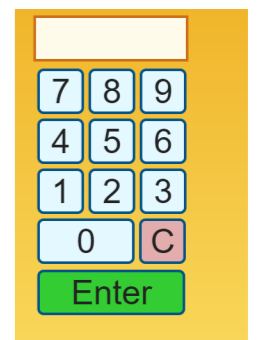
Write a fantasy story about a magical object found on a beach. What is the magical object? What does it do?



Maths

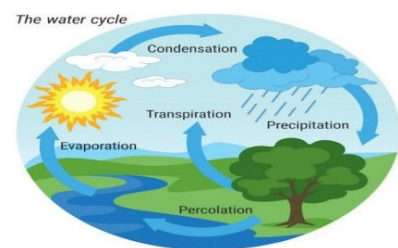
Practising this UR brainy test using the computer number pad will also be excellent preparation for your MTC check this year. Use the number key-word to answer the questions.

<https://urbrainy.com/mtc/>



Geography

Create a diagram of the Water Cycle.




Write down what happens at each stage.

R.E.

Create two fact files one about a famous Church and one about another famous place of worship. Compare these places of worship.

Things to consider:
where it is, who goes, the size, colour and decoration.



D.T.

Use three different materials of your choice and test these in water to see if they would be suitable for a boat. Evaluate these for our DT lessons. Example: Paper, Cardboard and Plastic.

Computing

Design a poster of all the inputs and outputs you can think of. What do the inputs capture? What do the outputs produce?



P.S.H.E.

Create a poster on the importance of keeping safe. How do you stay safe online? What is the difference between an emergency and non-emergency? What would you do in an emergency?

P.E.

Practise your throwing, running and jumping techniques at home to help in school. Remember to try and time your run to see if you have improved! This should be done outside!



Art

Create a piece of artwork in the style of Jean-Michel Basquiat.



Music

Practise the different cord positions so you are more comfortable with this. Practise your own rhythm and pitch with different songs and matching this to become more musically aware.

French (KS2)

Revise your key vocabulary using this website. <https://www.french4games.net/frenchvocabulary>

Revise:

- colours
- numbers up to 30
- parts of the body
- animals.